


51nano-S-660-28-H26-P-5-2-18-0-150

Fiber-coupled low coherence laser source with single-mode fiber cable



FEATURES

The Laser Diode Beam Source of type 51nano-S-660-28-H26-P-5-2-18-0-150 has a [reduced power noise](#), [a reduced coherence length](#) and a [low speckle contrast](#).

- Reduced power noise: typ. < 0.08 % of P_0 (RMS, Bandwidth < 1 MHz)
- Reduced coherence length: coherence length \approx 300 μm
- Reduced speckle contrast
- Wavelength: 660 nm
- Laser output power: 30 mW
- Single-mode fiber cable
- FC APC connector (8°-polish)
- Modulation analog and TTL
- With interlock and key switch (conform to EN 60825-1)

Alternative: Laser Diode Beam Source [51nano-N](#) (OEM version w/o key switch and w/o interlock) or with [polarization-maintaining](#) fiber cable

DESCRIPTION

The fiber-coupled Laser Diode Beam Source of type 51nano-S-660-28-H26-P-5-2-18-0-150 has a [reduced power noise](#) (typ. < 0.08 % of P_0 (RMS, Bandwidth < 1 MHz)), [reduced coherence length](#) (\approx 300 μm) and a [lowered speckle contrast](#).

Electrical features

The output power is adjustable using a potentiometer or using the two modulation inputs for analog and TTL.

Fiber cable

The source is fiber-coupled to a single-mode fiber cable. As a result the beam profile is rotationally symmetric with Gaussian intensity distribution. The fiber cable is equipped with an FC APC type connector (8°-polish). The fiber cable has a strain-relief and a protective sleeving (\varnothing 3 mm). Standard cable length is 150 cm.

Options:

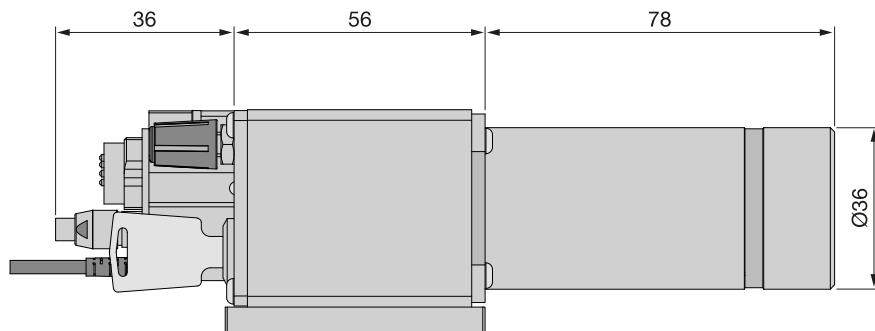
- Polarization-maintaining fiber cable
- Core-centered single-mode fiber cable
- Multiple fiber output cables (51nanoC, single-mode only)
- Other connector types including FC PC, DIN or AVIO, or E2000
- Other fiber cable lengths
- Incorporated vacuum feed-through

Laser safety

The laser safety is conform to IEC 825 / EN 60825-1.

- Interlock chain for the remote deactivation of the laser
- Laser power-up is only possible using the key switch
- LED status indicator for "Laser ON"
- For a quick start the laser is shipped with a interlock connector type [BC0106F-iLCK](#)

An OEM version is available as type [51nano-N](#) without key switch or interlock which is not conform to EN 60825-1.

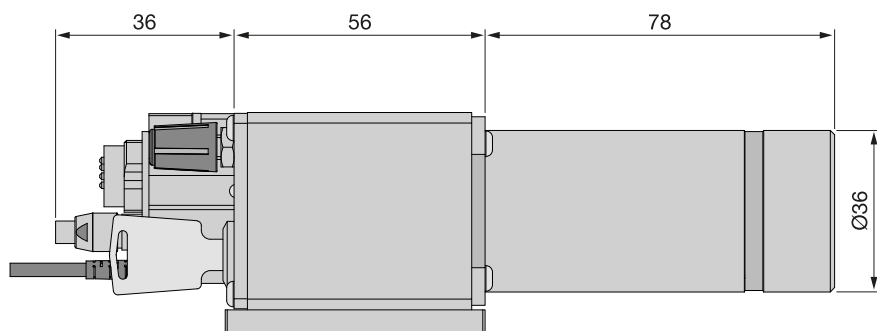
**TECHNICAL DATA**

51nano-S-660-28-H26-P-5-2-18-0-150

Order Code	51nano-S-660-28-H26-P-5-2-18-0-150
Will replace	51nanoFCM-S-660-28-H26-P-5-2-18-0-150
Series	51nano-S (single-mode)
Laser class	3B
Center wavelength	660 ± 8 nm
Bandwidth	0.7 - 4 nm
Output power	typ. 28 mW
Power adjustment	< 1 - 100 %
Power noise	typ. < 0.08 % of P ₀ (RMS, BW < 1 MHz)

Coherence length	≈ 300 μm	
Fiber cable	single-mode	
Fiber type	SMC-630	
Nominal fiber NA	0.12	
Effective fiber NA _e ²	0.072 ± 10 % (1/e ²)	
Mode field diameter MFD	5.8 μm ± 10 % (1/e ²)	
Fiber cable length	1.5 ± 0.05 m (standard)	
Fiber cable type	Ø 3 mm with Kevlar strain-relief	
Fiber connector type	FC APC (standard)	
Power stability	max. 12 % power variation between 15°C and 35°C	
Electronics type	H	
Electr. cable length	1.5 ± 0.1 m (standard)	
Connector type	3 pin (male, Lumberg SV30)	
Supply voltage	5.0 ± 0.2 V	
Max. current consumption*	260 mA	
Modulation input connector	6 pin (male, Lumberg SV60)	
Modulation inputs	Analog	TTL
Max. input voltage	5 V	5 V
Voltage for P _{min} / P _O	0 V / 2.5 V	< 0.8 V / > 2.4 V
Input impedance	22 kOhm	22 kOhm
Max. modulation frequency	100 kHz	100 kHz
Modulation delay ON/OFF*	2/0.3 μs	1.5/0.1 μs
Rise / fall time*	1.0/1.0 μs	1.0/1.0 μs
* Typical value. Depends on laser diode.		
Operating temperature	15 - 35°C ± 0.5°C	
Warm-up time	approx. 10 min	
Air humidity	max. 90 % non-condensing	
Weight	530 g	
Dimensions	50 x 58 x 166 mm	
Protection Class	IP30	

Dimensions (for a complete dimensional drawing please refer to the downloads section)



TECHNOTES

- [Fiber-coupled low noise beam source](#)
[Comparison of a low noise laser source to a conventional laser source](#)
- [51nano: Electronics Type H](#)
[Electronic features for electronics type H](#)

DOWNLOADS



[000829001100.pdf \(Dimensional drawing\).](#)



[Conformity_51nano_2023_E_web.PDF \(CE certificate\).](#)

ACCESSORIES

PS051003E

Power Supply 5 V

BC0106F-ILCK

Interlock connector

**FIBER COLLIMATORS
SINGLE-MODE/PM**

Fiber Collimators for collimating light exiting a single-mode or polarization-maintaining fiber cable

RELATED PRODUCTS

51NANO-S (POLARIZATION- MAINTAINING)	Fiber-coupled low coherence laser source with polarization-maintaining fiber cable
51NANO-N (SINGLE-MODE, OEM)	Fiber-coupled low coherence laser source with single-mode fiber cable (OEM version)
51NANOFI-S WITH FARADAY ISOLATOR (PM)	Fiber-coupled low coherence laser source with polarization-maintaining fiber cable

This is a printout of the page <https://sukhamburg.com/products/details/51nano-S-660-28-H26-P-5-2-18-0-150> from 5/8/2024

CONTACT

For more information please contact:

Schäfter + Kirchhoff GmbH

Kieler Str. 212

22525 Hamburg

Germany

Tel: +49 40 85 39 97-0

Fax: +49 40 85 39 97-79

info@sukhamburg.de

www.sukhamburg.com

LEGAL NOTICE

Copyright 2020 Schäfter+Kirchhoff GmbH. All rights reserved.

Text, image, graphic, sound, video and animation files and their arrangement on Schäfter+Kirchhoff GmbH webpages are protected by copyright and other protective laws. The content may not be copied for commercial use or reproduced, modified or used on other websites. [\[more\]](#)