


## 51nano-N-375-10-X23-P-12-4-18-0-150

Fiber-coupled low coherence laser source with single-mode fiber cable (OEM version)



### FEATURES

The Laser Diode Beam Source of type 51nano-N-375-10-X23-P-12-4-18-0-150 has a [reduced power noise](#), [a reduced coherence length](#) and [a low speckle contrast](#).

- Reduced power noise: typ.  $< 0.08\%$  of  $P_0$  (RMS, Bandwidth  $< 1$  MHz)
- Reduced coherence length: coherence length  $\approx 300\ \mu\text{m}$
- Reduced speckle contrast
- Wavelength: 375 nm
- Laser output power: 10 mW
- Single-mode fiber cable
- FC APC connector (8°-polish)
- Modulation analog and TTL
- OEM version w/o interlock and w/o key switch

Alternative: Laser Diode Beam Source [51nano-S](#) (with key switch and interlock) or with [single-mode](#) fiber cable

- 
- OEM Version



### DESCRIPTION

The fiber-coupled Laser Diode Beam Source of type 51nano-N-375-10-X23-P-12-4-18-0-150 has a [reduced power noise](#) (typ.  $< 0.08\%$  of  $P_0$  (RMS, Bandwidth  $< 1$  MHz)), [reduced coherence length](#) ( $\approx 300\ \mu\text{m}$ ) and a [lowered speckle contrast](#).

**Electrical features**

The output power is adjustable using a potentiometer or using the two modulation inputs for analog and TTL.

**Fiber cable**

The source is fiber-coupled to a single-mode fiber cable. As a result the beam profile is rotationally symmetric with Gaussian intensity distribution. The fiber cable is equipped with an FC APC type connector (8°-polish) and an [end cap](#) to prevent fiber damage. The fiber cable has a strain-relief and a protective sleeving (Ø 3 mm). Standard cable length is 150 cm.

**Options:**

- Polarization-maintaining fiber
- Core-centered (single-mode only)
- Multiple fiber output cables (51nanoC, single-mode only)
- Other connector types including FC PC, DIN or AVIO, or E2000
- Other fiber cable lengths
- Incorporated vacuum feed-through

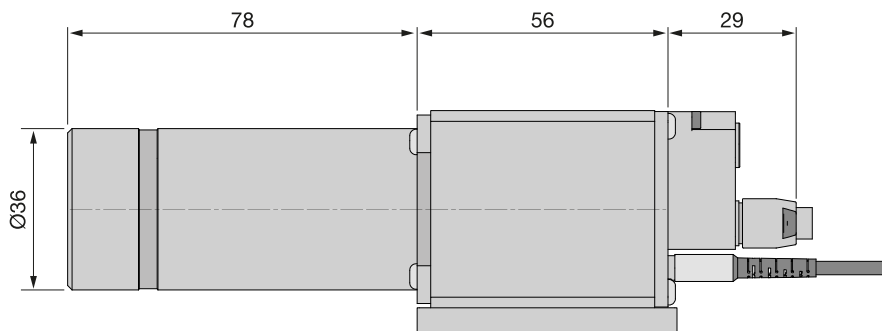
**Laser safety**

This OEM version has no key switch or interlock and is not conform to EN 60825-1.

It can be operated conform to EN 60825-1 by using a [switchbox](#).

As an alternative, a version with key switch and with interlock (conform to EN 60825-1) is available

as type [51nano-S](#).

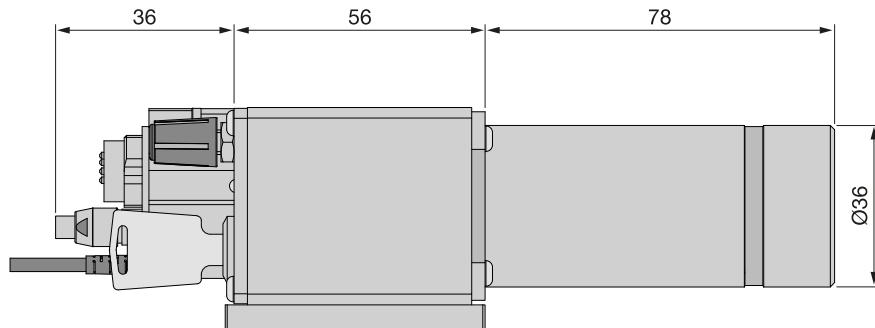
**TECHNICAL DATA**

51nano-N-375-10-X23-P-12-4-18-0-150

<b>Order Code</b>	51nano-N-375-10-X23-P-12-4-18-0-150
<b>Will replace</b>	51nanoFCM-N-375-10-X23-P-12-4-18-0-150
<b>Series</b>	<a href="#">51nano-N (single-mode)</a>
<b>Laser class</b>	3B
<b>Center wavelength</b>	375 ± 5 nm

Band width	0.7 - 4 nm	
Output power	typ. 10 mW	
Power adjustment	< 1 - 100 %	
Power noise	typ. < 0.08 % of $P_O$ (RMS, BW < 1 MHz)	
Coherence length	$\approx 300 \mu\text{m}$	
Fiber cable	single-mode	
Fiber type	SMC-E-360Si	
Nominal fiber NA	0.12	
Effective fiber $NA_e^2$	$0.095 \pm 10 \%$ ( $1/e^2$ )	
Mode field diameter MFD	$2.6 \mu\text{m} \pm 10 \%$ ( $1/e^2$ )	
Fiber cable length	$1.5 \pm 0.05 \text{ m}$ (standard)	
Fiber cable type	$\varnothing 3 \text{ mm}$ with Kevlar strain-relief	
Fiber connector type	FC APC (standard)	
Power stability	max. 12 % power variation between 15°C and 35°C	
Electronics type	HP	
Electr. cable length	$1.5 \pm 0.1 \text{ m}$ (standard)	
Connector type	4 pin (male, Lumberg SV40)	
Supply voltage	$12.0 \pm 0.5 \text{ V}$	
Max. current consumption*	260 mA	
Modulation inputs	Analog	TTL
Max. input voltage	6.5 V	6.5 V
Voltage for $P_{\min} / P_O$	0 V / 2.5 V	< 0.8 V / > 3.0 V
Input impedance	9 kOhm	9 kOhm
Max. modulation frequency	1 Hz	300 kHz
Time delay ON/OFF*	< 2.0/0.5 ms	< 0.5/0.2 $\mu\text{s}$
Rise / fall time*	0.5/0.5 s	0.8/0.3 $\mu\text{s}$
* Typical value. Depends on laser diode.		
Operating temperature	$15 - 35^\circ\text{C} \pm 0.5^\circ\text{C}$	
Warm-up time	approx. 10 min	
Air humidity	max. 90 % non-condensing	
Weight	530 g	
Dimensions	50 x 58 x 166 mm	
Protection Class	IP30	

Dimensions (for a complete dimensional drawing please refer to the downloads section)



## TECHNOTES

- [Fiber-coupled low noise beam source](#)  
[Comparison of a low noise laser source to a conventional laser source](#)
- [51nano: Electronics Type HP](#)  
[Electronic features for electronics type HP](#)

## DOWNLOADS



[000824000400.pdf \(Dimensional drawing\).](#)



[Conformity\\_51nano\\_2023\\_E\\_web.PDF \(CE certificate\).](#)

## ACCESSORIES

**PS051003E**

Power Supply 5 V

**SBN050501**

For laser diode beam sources of electronics type  
S/C/P/H and 5 V power supply

**FIBER COLLIMATORS  
SINGLE-MODE/PM**

Fiber Collimators for collimating light exiting a single-  
mode or polarization-maintaining fiber cable

## RELATED PRODUCTS

**51NANO-N  
(POLARIZATION-  
MAINTAINING, OEM)**

Fiber-coupled low coherence laser source with  
polarization-maintaining fiber cable (OEM version)

**51NANO-S (SINGLE-  
MODE)**

Fiber-coupled low coherence laser source with  
single-mode fiber cable

**51NANOFI-N WITH  
FARADAY ISOLATOR  
(SM/OEM)**

Fiber-coupled low coherence laser source with  
single-mode fiber cable (OEM version)

This is a printout of the page <https://sukhamburg.com/products/details/51nano-N-375-10-X23-P-12-4-18-0-150> from  
5/5/2024

## CONTACT

For more information please contact:

Schäfter + Kirchhoff GmbH

Kieler Str. 212

22525 Hamburg

Germany

Tel: +49 40 85 39 97-0

Fax: +49 40 85 39 97-79

[info@sukhamburg.de](mailto:info@sukhamburg.de)

[www.sukhamburg.com](http://www.sukhamburg.com)

## LEGAL NOTICE

**Copyright 2020 Schäfter+Kirchhoff GmbH. All rights reserved.**

Text, image, graphic, sound, video and animation files and their arrangement on Schäfter+Kirchhoff GmbH webpages are protected by copyright and other protective laws. The content may not be copied for commercial use or reproduced, modified or used on other websites. [\[more\]](#)