

## Line Scan Camera SK2048GHA-4

CCD

monochrome

Gigabit  
ETHERNET

Line scan camera, high speed with 52.63 kHz maximum line rate, spectral range of 200 to 1000 nm.



### Sensor Characteristics

Sensor type:	CCD, Monochrome
Pixel number:	2048
Pixel size:	8 x 8 $\mu\text{m}^2$
Active sensor length:	16.38 mm
Pixel frequency:	120 / 60 MHz
Max. line frequency:	52.63 kHz
Min. integration time:	0.01 ms
Max. integration time:	20 ms
Spectral range:	200 - 1000 nm
Dynamic range:	1:2500 (rms)

### Mechanical data

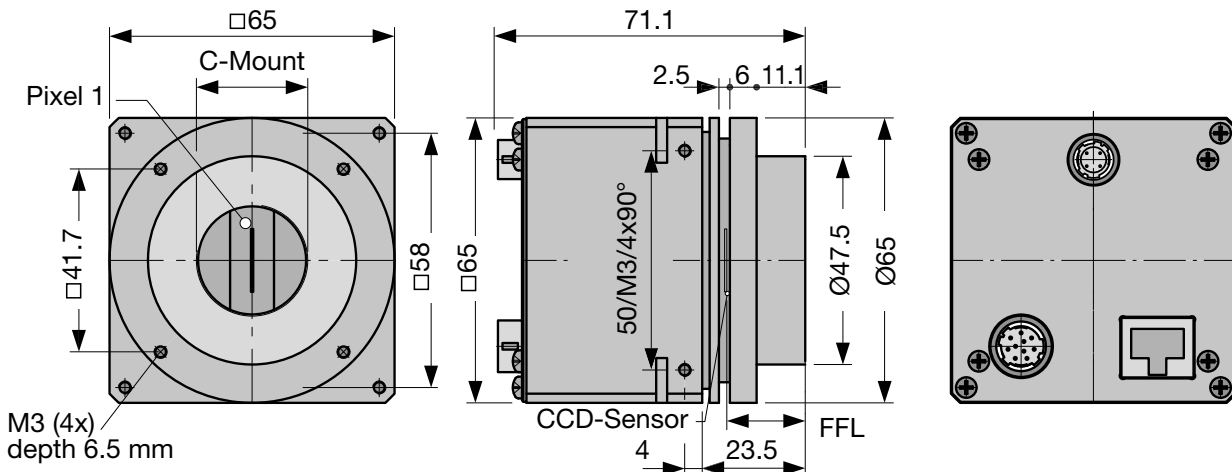
Case type:	BG1
Size:	65 mm x 65 mm x 71.1 mm
Mass:	0.3 kg
Lens mount:	C-Mount
Flange focal length (FFL):	17.53 mm
Seat for bracket:	$\varnothing 47.5$ mm

### Functioning Features


Anti blooming:	x
Integration control:	x
Shading correction:	x
Look-up table:	x
Region of interest (ROI):	x
Thresholding:	x
Temperature sensor:	x
External synchronization:	x
Operating temperature:	+5 ... +45°C

### Connections

Interface:	GigaBit Ethernet RJ-45 (8P8C)
Video signals:	monochrome 8/12 Bit digital
Power supply:	24V DC, 5.4 W Hirose 10A, 4-pin, male
External synchronization:	TTL Hirose 10A, 12-pin, male



## Software



**Software**

**SK91GigE-WIN** Order Code


SDK from Schäfter + Kirchhoff including the **SKLineScan** operating program, as well as API, C++ class library and examples.

Operating systems:  
Windows 7 / 8.1 / 10 - x64 and x86

**SK91GigE-LV VI** Order Code

VI-Library for LabVIEW®, requires **SK91GigE-WIN**

## Accessories




**CAT6 Network cable**

Shielded CAT6 patch cable, halogen-free, both ends with RJ45 connectors for Gigabit Ethernet

**CAT6.x** Order Code

└─ cable length 3 / 5 / 10 m or length according to choice, max. 100m



**Power supply unit PS243005**

Input: 100-240 VAC, 0.8 A, 50/60 Hz  
IEC 60320 C14 coupler (for IEC C13 power cord)


Output: +24V DC, 3.0 A  
Cable length: 1 m, with XLR connector type NC6FFX

**PS243005** Order Code

**Power cord IEC 60320 C13, 1.5 m, 10 A, 250 V AC**

**PC150DE** Order Code

└─ DE = Europe / US = USA, Canada, Japan / UK = United Kingdom




**External synchronization cable SK9024...**

for line scan cameras with GigE / GigE Vision™ interface.

Shielded cable with Hirose plug HR10A, female 12-pin (camera side), and Phoenix 4-pin connector incl. terminal block.

**SK9024.x** Order Code

└─ cable length 3 / 5 m  
Other lengths on request




**Power cable SK9014.xMF**

for GigE Vision™ line scan cameras with 24VDC supply voltage.

Shielded cable with Hirose plug HR10A, female 4-pin (camera side), and XLR connector type NC6MXX (power supply unit side).

**SK9014.xMF** Order Code

└─ cable length 1.5 / 3 / 5 m




**Adapter cable for sync signals CAB-ADSync-BNC-1**

BNC/SMA (3x) to line scan camera synchronization cable SK9016/SK9024/SK9026.

Shielded cable, length 0.25 m

Connectors:  
1x Phoenix 4-pin connector  
3x SMA plug (Line Sync A, Line Sync B, Frame Sync)  
3x adapter SMA socket (outside thread) to BNC-plug

**CAB-ADSync-BNC-1** Order Code



**Power cable SK9014.xF**

for GigE Vision™ line scan cameras with 24VDC supply voltage.

Shielded cable with Hirose plug HR10A, female 4-pin (camera side), and open-ended cable.

**SK9014.xF** Order Code

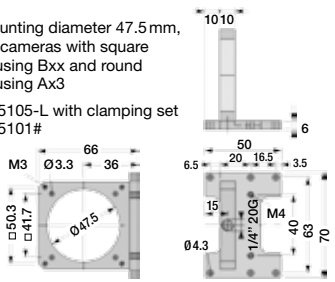
└─ cable length 1.5 / 3 / 5 m

**M2 Mounting Bracket SK5105-L**

Mounting diameter 47.5 mm, for cameras with square housing Bxx and round housing Ax3

**SK5105-L** Order Code

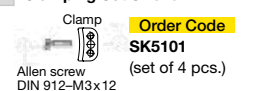
SK5105-L with clamping set SK5101#



**MC Clamping Set SK5101**

Clamp **SK5101** Order Code (set of 4 pcs.)

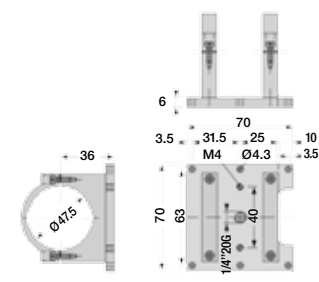
Allen screw DIN 912-M3x12



**M4 Mounting System SK5105-2L**

**SK5105-2L** Order Code

For camera configurations with tube length > 55 mm using extension rings **ZR-L**




**FA1 Focus adapter FA22...**

**FA22-x** Order Code

42 = M42 x 1  
40 = M40 x 0.75  
39 = M39x1/26"  
32 = M32 x 0.75  
C = C-Mount

length L: 22 ... 32 mm




**A3 Lens Adapter F-Mount**

for line scan cameras with case type **Axx** or **BGx**.

**AOC-F-...** Order Code

Attachment thread:  
45 = M45x0.75  
40 = M40x0.75  
32 = M32x0.75  
C = C-Mount 1"-32-TP



**ZR Extension rings L-Mount (M39x1/26" Leica)**

attachment threads M39x1/26" male/female

**ZR 10** Order Code

10 = Length 10 mm  
15 = Length 15 mm  
20 = Length 20 mm  
50 = Length 50 mm

